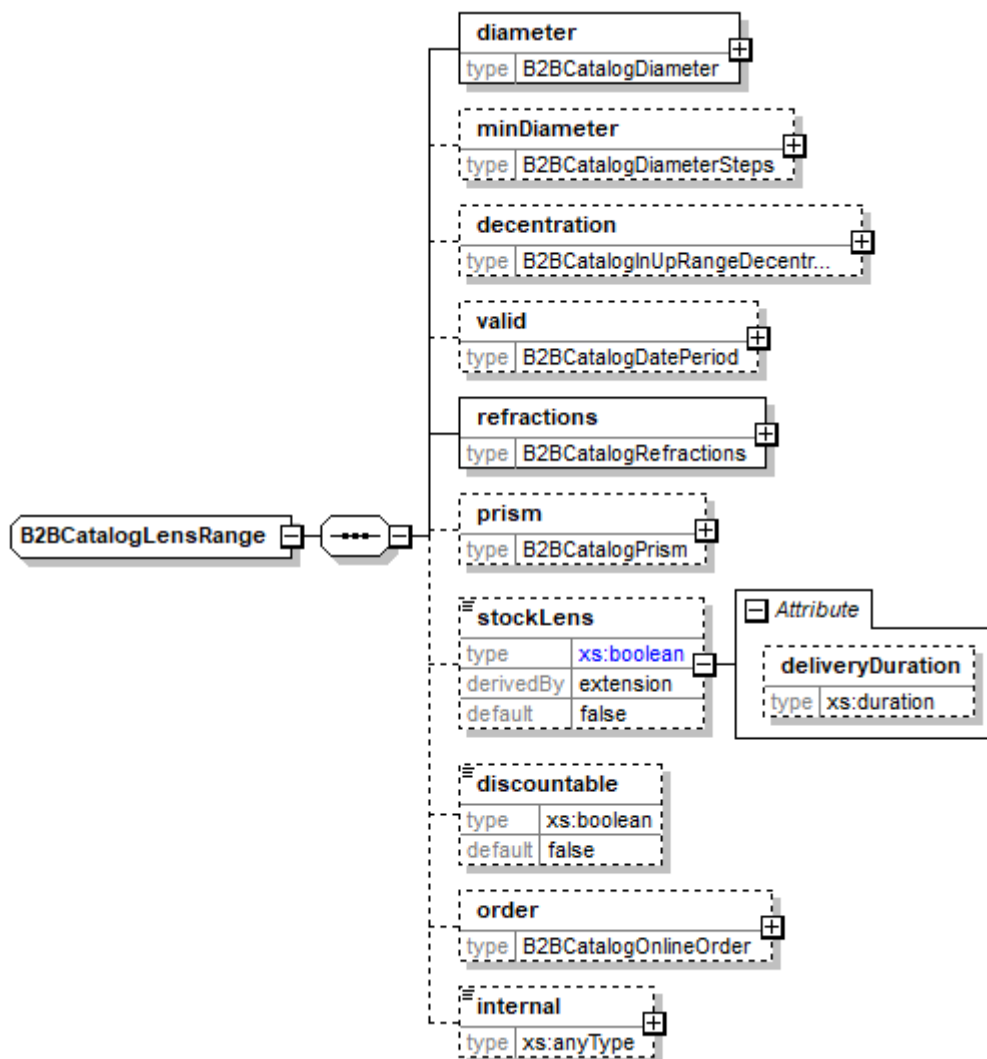


[Overview usage](#)

lens range

Lens ranges will be handled with IDs. Therefore recurring ranges need to be set only once and will be linked via the ID.

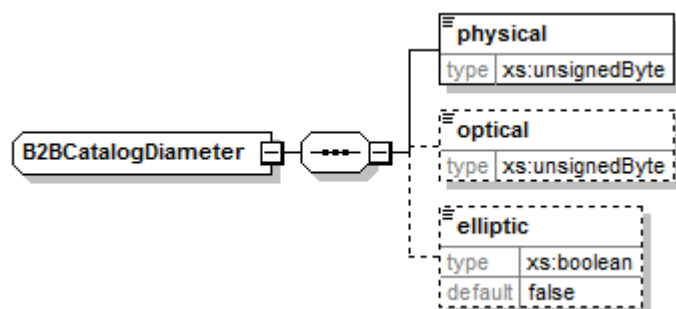
Lens ranges can now be set with a validity date.



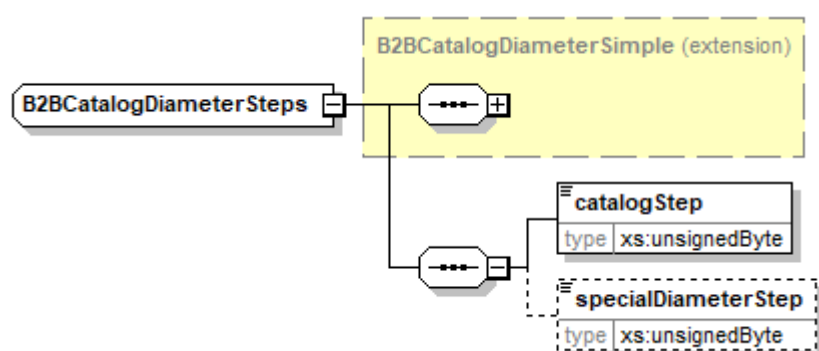
diameter and decentration

1) standard diameter (no variable decentration possible)

Diameters will be set with **physical** and optional with an **optical** diameter.



If more than one diameter have the identical powerrange it is not necessary to set all diameters. The largest diameter can be set in the **B2BCatalogDiameter** section and the smallest diameter with the identical powerrange needs to be set in the **B2BCatalogDiameterSteps** section. With **catalogStep** the standard catalog step that does not require a surcharge will be set.



Example:

a lens is available from +6 to -6dpt with the standard diameters 60/65,65/70,70/75 and 75/80 and a standard horizontal decentration of 2,5 mm. The diameters would be set as following:

diameter physical: 75
diameter optical:80
minDiameter physical: 60
catalogStep: 5

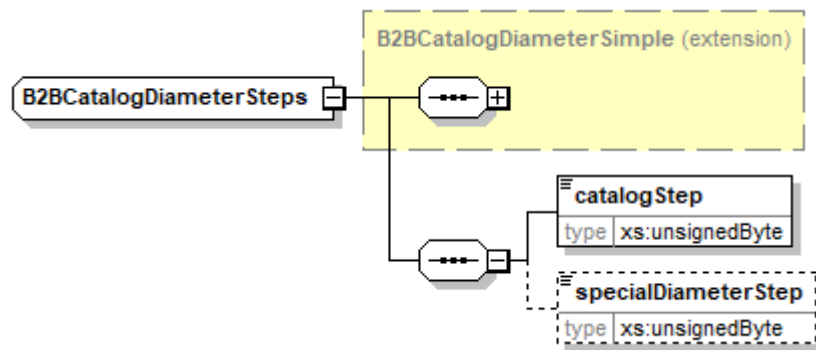
and for the **decentration**:

in min : 2.5
in max : 2.5

up min : 0
up max : 0

2) Smaller diameter steps are available (but still no variable decentration)

If there are smaller steps between the standard steps available they would be set with **specialDiameterStep**.



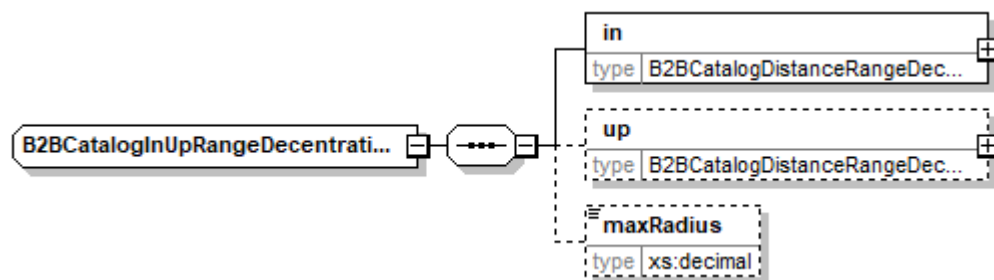
Example as mentioned but additionally with **specialDiameterStep: 1**

This means that also the following diameters are also available:

61/66, 62/67, 63/68, 64/69 and so on.

3) Variable decentration is available

If a variable decentration is possible the diameter that are available will change again, according to the available decentration.



Example:

decentration

in min : 0

in max : 5

up min : 0

up max : 0

The list can now be extended to:

60/60,60/61,60/62 up to 60/70, this needs in case to be combined with the special diameter step and/or an upset in the decentration and can therefore become a very high amount of possible diameters.

4) How to set and handle a surcharge for non-standard diameters

If a surcharge for deviating diameters should be collected an option with the price for deviating diameters with the optionType **specialDiameter** and the [specialDiameterTypes](#) with value

Last update:

2017/05/31
09:48

en:lenscatalog:version070000:usage:lensranges <https://wiki.b2boptic.com/en:lenscatalog:version070000:usage:lensranges>

specialDiameterStep must be set. Often smaller diameters in the plus power range are without surcharge. This will be set with the lens in the **B2BCatalogIncludedFeatures** section. If there is the **B2BCatalogSpecialDiameterIncl** with the value **Only_smaller_for_plus** the surcharge should not be calculated for lensranges higher than +0.01dpt.

From:

<https://wiki.b2boptic.com/> - **wiki.b2bOptic.com**

Permanent link:

<https://wiki.b2boptic.com/en:lenscatalog:version070000:usage:lensranges>

Last update: **2017/05/31 09:48**

